


Datasheet for FUV2KW Series of FIVER



1. FUV2KW Specification:

Model (G3200)	Lamp power (KW)	Input voltage (V)	Input current (A)	Output voltage (V)	Max output current (A)	Recommend lamp voltage (V)
220V/1KW	1.0	220V AC	4.6/2.6	80~180	12	150
220V/2KW	2.0	220V AC	9.1/5.2	160~260	12	200
380V/1KW	1.0	380V AC	1.5	90~250	11	150
380V/2KW	2.0	380V AC	3.0	180~400	11	300

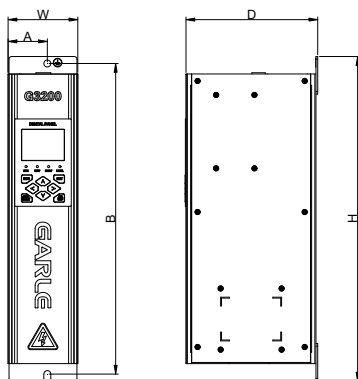
Note: If you can't find the model you need, please contact our sales for customize service.

2. Basic Specification

Input	Nominal voltage, frequency	220V 50/60Hz or 380V 50/60Hz
	Voltage range	-10%—+15%
	Digital input DI	One digital input (DI1)
	Analog input AI	Standard: 0~10V voltage input or 0~20mA current input(AI1/ AI2)
	PT100 temperature acquisition H1/H2	Two PT100 temperature detecting ports
Output	Output voltage	220V:80-260V 380V:100-400V

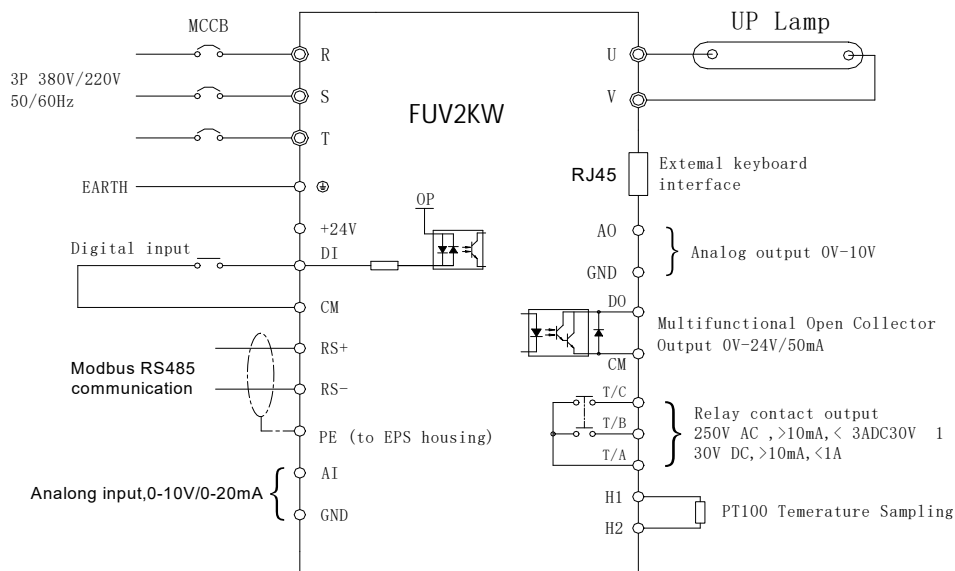
	Output frequency		0.6K-1KHz
	Digital output DO		One digital output DO
	Analog output AO		One 0~10V Analog output
	Relay contact output		One set of AC 250V/2A normally open/normally closed contacts
Control method			Power vector control
Control characteristics	Power setting resolution		0.1KW
	Current limit		110% of the rated current of the lamp
	Voltage limit		110% of the rated voltage of the lamp
	RS485 communication		RS485 communication interface, which can control the operation and stop of the device, and reading of machine status
Typical function	Standby function		Can enter the standby power manually/automatically during downtime to save energy
	Lamp timer function		Can record lamp working time
	Running function		External switch signal/ RS485 communication signal to control machine start and stop
Display	LCD keyboard display	Monitor status	Real-time monitoring of output power, output current, output voltage, module temperature, set power
		Alarm content	Latest 6 alarm codes, the last output power, output current, output voltage, DC bus voltage, module temperature and other values of the latest alarm.
Protection/Alarm function			Phase loss, input over voltage, input under voltage, output over current, output short circuit, device over-temperature, temperature detection, output disconnection, internal memory damage, etc.
Environment	Ambient temperature		-10° C to +45° C (without freezing)
	Ambient humidity		Below 90% (no frosting)
	Surrounding environment		Indoor (no direct sunlight, no corrosion, flammable gas, no oil mist, dust, etc.)
	Altitude		Below 1000m
Structure	Protection class		IP20
	Cooling method		Forced air cooling

3. FUV2KW Installation Dimensions:



Power (kw)	Mounting hole (mm)		Dimension (mm)			Mounting aperture (mm)	Screw	Install method	N.W (KG)	G.W (KG)	Carton size (mm)
	A	B	H	W	D						
1-2	45	356	372	80	151	Φ8	M6	Wall mounted	3.5	4.5	485*195*265

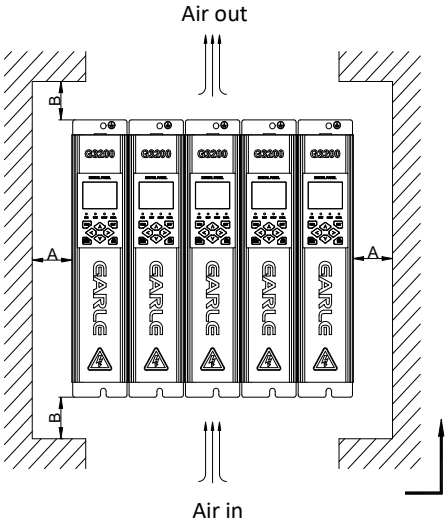
4. UV power supply control loop wiring diagram



Note: "⊙" Main circuit terminals, "○" Control circuit terminals

5. Installation requirements

The heat dissipation of FUV2KW power supply is forced air cooling, which adopts the method of bottom in and top out. The specific installation is shown in the following figure:



Powerlevel	Size	
1.0KW~2.0KW	A≥50mm	B≥120mm

